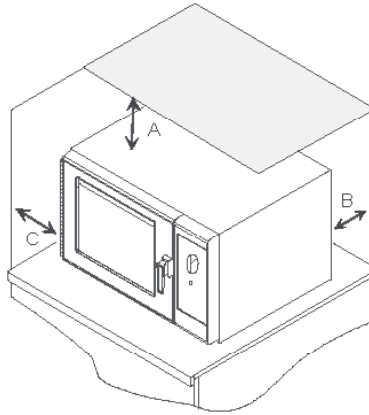
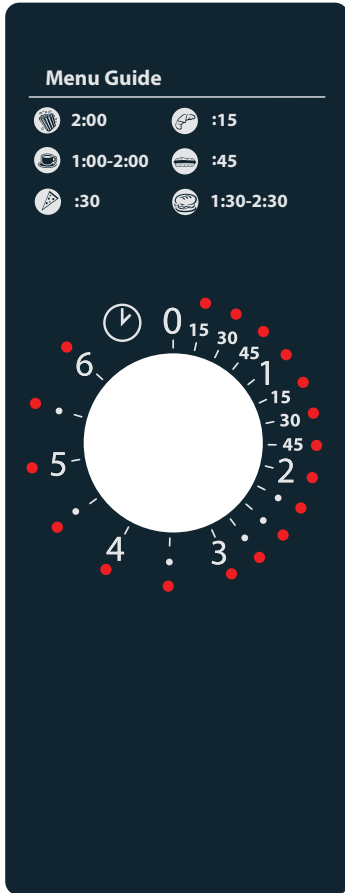


# Quick Start Reference Guide

Refer to Product Safety Manual for Safety Statements  
Complete Owner's Manual available online

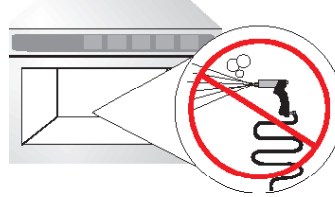


## Oven Wall Clearances

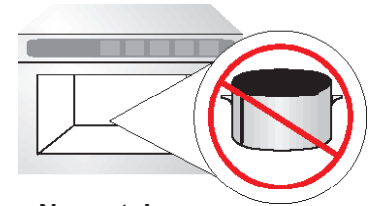
A—For North American (UL/CSA) models, allow at least 3" (7.2 cm) of clearance around top of oven. For International (50 Hz) models, allow at least 12" (30 cm) of clearance around top of oven. Proper air flow around oven cools electrical components. With restricted air flow, oven may not operate properly and life of electrical parts is reduced.

B—Allow at least 3" (7.2 cm) between air discharge on back of oven and back wall.

C—Allow at least 3" (7.2 cm) of clearance around side of oven. One side of oven must be open.



**DO NOT power spray**



**No metal pans**

## So...how do I use it? (Mechanical Dial)

### Heating

1. Open oven door, place food in oven, and close oven door.
2. Turn time entry knob clockwise to desired time.
  - Cooking time can be set up to 6 minutes.
  - Oven begins operation and time counts down.
3. When cooking time has elapsed, microwave energy stops and oven signal sounds.

### Interrupting Operation

Open oven door to interrupt operation or turn time entry knob counterclockwise to "0".

To resume microwave oven operation, close door and turn knob.

### Changing Time and Canceling Mistakes

Heating time can be changed at any time while the oven is operating. Turn knob to desired new setting. To set cooking time to zero, turn knob counterclockwise to "0".

The switching operation of this microwave oven can cause voltage fluctuations on the supply line. The operation of this oven under unfavorable voltage supply conditions can have adverse effects. This device is intended for the connection to a power supply system with a maximum permissible system impedance  $Z_{max}$  of **0.2 Ohms** at the interface point of the user's supply. The user has to ensure that this device is connected only to a power supply system which fulfills the requirement above. If necessary, the user can ask the public power supply company for the system impedance at the interface point.