



Vario gas wok 200 series
VG 231

- Three-ring burner with 5000 W

Cooking zones
1 three-ring wok burner (250 – 5000 W), suitable for pots up to max. ø 32 cm.

Handling
Electric ignition.
One-handed operation.
All-gas valve with fine control.

Features
Cast pan support.
Brass burner rings.

Safety
Thermoelectric safety pilot.

Planning notes
Appliance can be snapped into the worktop from above.
A minimum clearance of at least 150 mm from adjacent heat-sensitive furniture or contact surfaces must be observed or thermal insulation fitted.
If a cover is fitted, the pan support must be removed when closing it.
Special gas cooktop must not be combined with downdraft ventilation VL 051.
An air extraction hood is necessary when installing several Vario gas cooktops with an overall output of more than 11 kW.

Special nozzles (order 1 of each):
Part No. 174629
Natural gas 20 mbar
Part No. 174630
Bottled gas 28 - 37 mbar
Part No. 174632
Bottled gas 50 mbar

Connection
Total connected load gas 5.0 kW.
Total connected load electric 0.6 W.
Connecting cable 1.4 m with plug.

VG 231 131F
Stainless steel with aluminium control panel
Width 28 cm
Liquid gas 28 - 37 mbar

VG 231 231
Stainless steel with aluminium control panel
Width 28 cm
Natural gas 20 mbar

Special accessories
VD 201 010
Shot-blasted aluminium appliance cover
VV 200 000
Connection strip for combination with further Vario cooktops
WP 400 001
Wok pan made of multiple-layer material
With round bottom and handle, ø 36 cm, 6 litres, height 10 cm.



Vario gas cooktop 200 series
VG 232

- 2 two-ring burners, up to 2800 W
- Solid smooth-surface cast pan supports

Cooking zones
1 high output burner (560 – 2800 W), suitable for pots up to max. ø 22 cm.
1 standard output burner (380 – 1900 W), suitable for pots up to max. ø 22 cm.

Handling
Electric ignition.
One-handed operation.
All-gas valve with fine control.

Features
Cast pan support with continuous pot surface.
Enamelled burner cover.

Safety
Thermoelectric safety pilot.

VG 232 132F
Stainless steel with aluminium control panel
Width 28 cm
Liquid gas 28 - 37 mbar

VG 232 232
Stainless steel with aluminium control panel
Width 28 cm
Natural gas 20 mbar

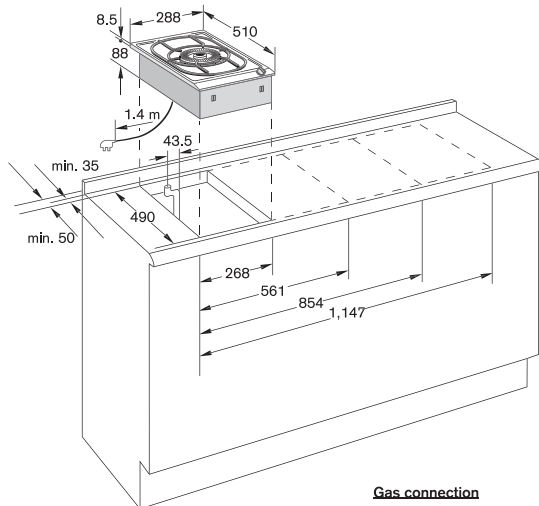
Special accessories
VD 201 010
Shot-blasted aluminium appliance cover
VV 200 000
Connection strip for combination with further Vario cooktops



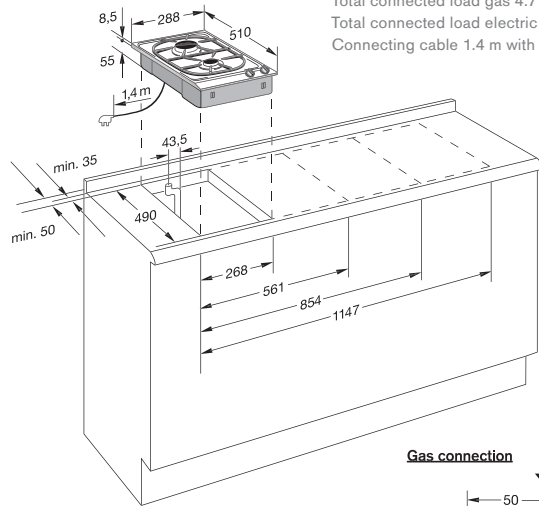
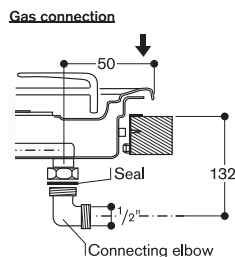
Planning notes
Maximum drawer depth 42 cm.
A minimum clearance of at least 150 mm from adjacent heat-sensitive furniture or contact surfaces must be observed or thermal insulation fitted.
Appliance can be snapped into the worktop from above.
If a cover is fitted, the pan support must be removed when closing it.
The swivel range is limited when the appliance is combined with VL 051.
An air extraction hood is necessary when installing several Vario gas cooktops with an overall output of more than 11 kW.

Special nozzles (order 1 of each):
Part No. 433603
Natural gas 20 mbar
Part No. 419831
Bottled gas 28 - 37 mbar
Part No. 419830
Bottled gas 50 mbar

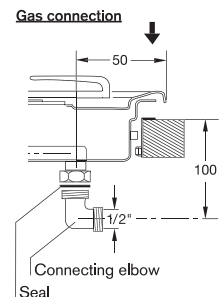
Connection
Total connected load gas 4.7 kW.
Total connected load electric 0.6 W.
Connecting cable 1.4 m with plug.



See page 73 for 200 series cut-out dimensions



See page 73 for 200 series cut-out dimensions

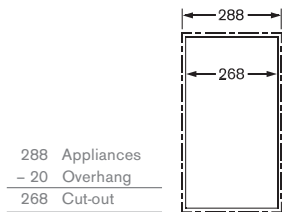


68 Vario cooktops

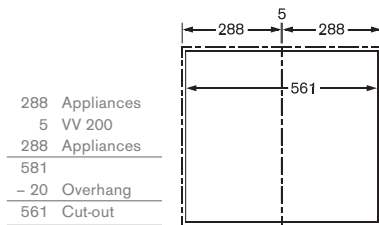
Cut-out dimensions for cooktop combinations of the 200 series

The drawings below show the cut-out dimensions for cooktop combinations of the 200 series. The technician can find the suitable cut-out dimensions for the combinations most frequently used by referring to the previous pages and the drawings below.

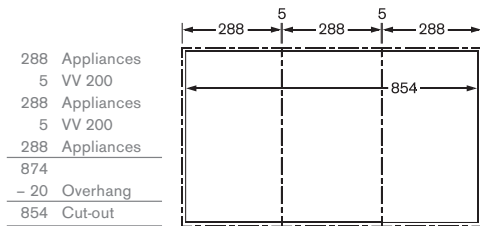
Cut-out dimensions for the Vario 200 series



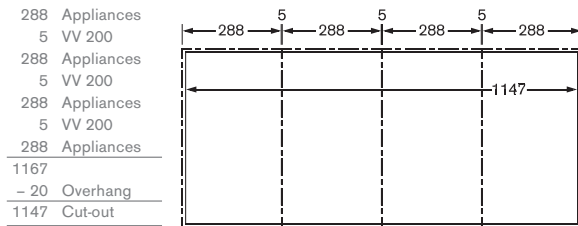
288 Appliances
- 20 Overhang
268 Cut-out



288 Appliances
5 VV 200
288 Appliances
581
- 20 Overhang
561 Cut-out

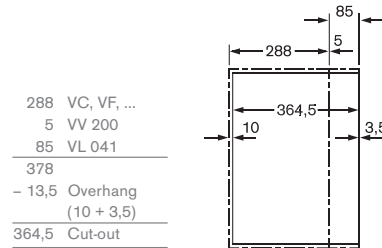


288 Appliances
5 VV 200
288 Appliances
5 VV 200
288 Appliances
874
- 20 Overhang
854 Cut-out

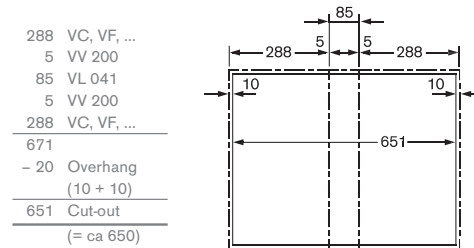


288 Appliances
5 VV 200
288 Appliances
5 VV 200
288 Appliances
5 VV 200
288 Appliances
1167
- 20 Overhang
1147 Cut-out

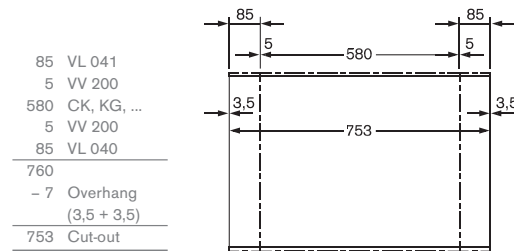
Cut-out dimensions for the Vario 200 series with downdraft



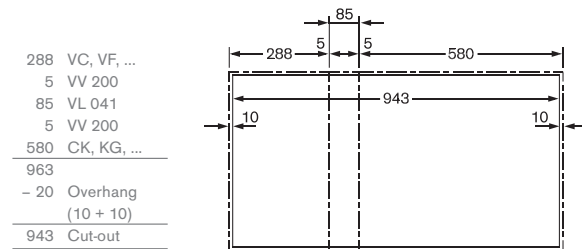
288 VC, VF, ...
5 VV 200
85 VL 041
378
- 13,5 Overhang
(10 + 3,5)
364,5 Cut-out



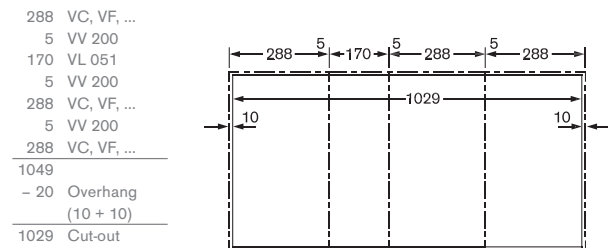
288 VC, VF, ...
5 VV 200
85 VL 041
5 VV 200
288 VC, VF, ...
671
- 20 Overhang
(10 + 10)
651 Cut-out
(= ca 650)



85 VL 041
5 VV 200
580 CK, KG, ...
5 VV 200
85 VL 040
760
- 7 Overhang
(3,5 + 3,5)
753 Cut-out



288 VC, VF, ...
5 VV 200
288 Appliances
5 VV 200
85 VL 041
5 VV 200
580 CK, KG, ...
963
- 20 Overhang
(10 + 10)
943 Cut-out



288 VC, VF, ...
5 VV 200
170 VL 051
5 VV 200
288 VC, VF, ...
5 VV 200
288 VC, VF, ...
1049
- 20 Overhang
(10 + 10)
1029 Cut-out